

Equity, Diversity and Inclusion Engagement and Active Travel

Places for Everyone
Engagement Conference
23 November 2023

Content

National context

Key terms

Infrastructure and planning

Active travel and accessibility

Safety

Engagement

National context

National
Performance
Framework
Outcomes

We live in
inclusive communities

We tackle poverty by sharing
opportunities and power

Active Travel
Strategic
Objectives

Delivering more
liveable communities

Reducing
inequalities

Active Travel
Vision

Scotland's communities are shaped around people, with walking or cycling the most popular choice for shorter journeys

Active Travel
Outcomes

Infrastructure is available to all



Key terms

Equity

Intersectionality

Equality vs. Equity

For an equitable society, people need different levels of support to reach the same outcome

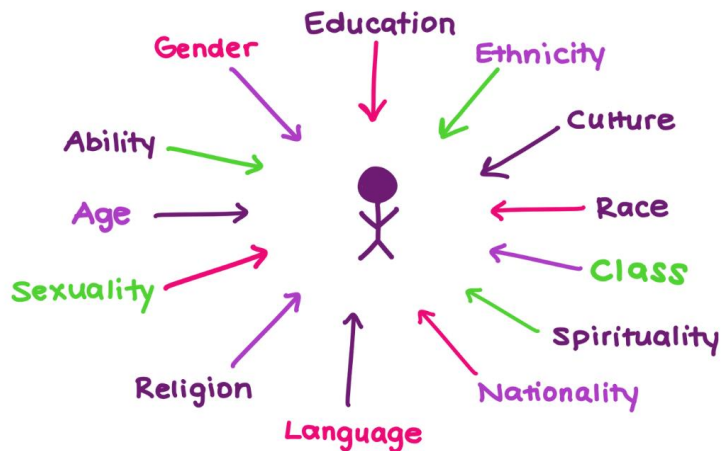
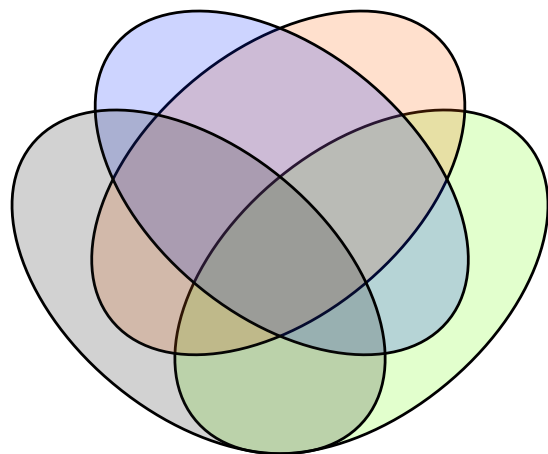
Equality:



Equity:



Intersectionality



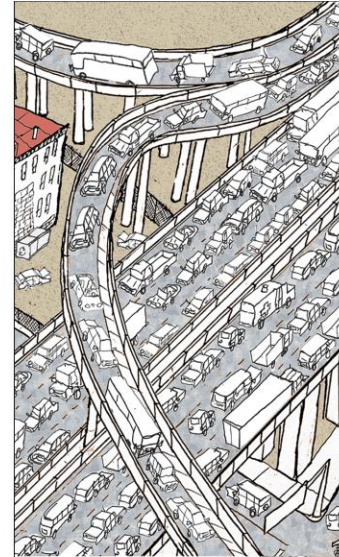
Different forms of discrimination don't exist in a vacuum
These often overlap and amplify each other

Inequalities in infrastructure and planning


Car-centric policy and planning



FOSSIL FUEL VEHICLES

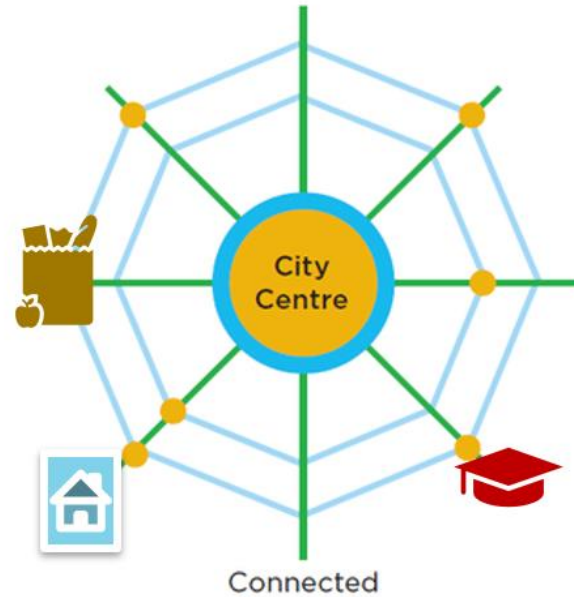
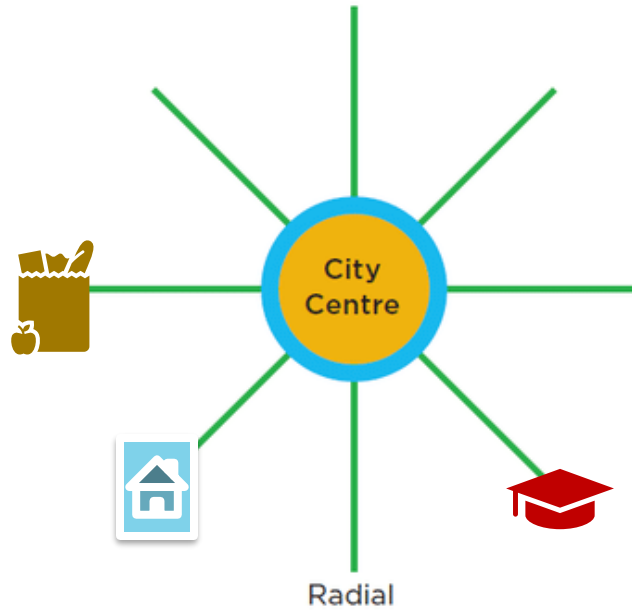


ELECTRIC VEHICLES



WALKING, BIKING, & PUBLIC TRANSIT

Radial planning



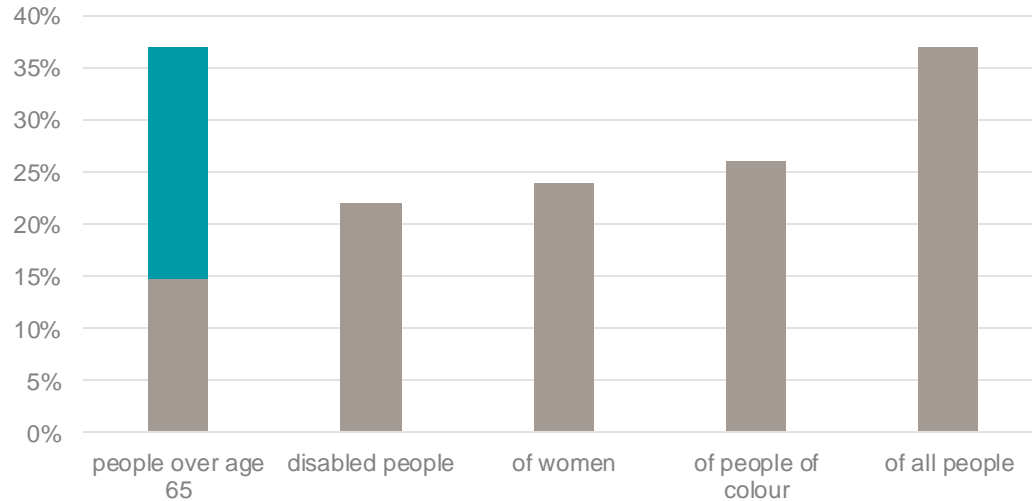
Who are we investing in?



Inequalities in active travel and accessibility

Cycling for everyone?

Proportion of people who cycle

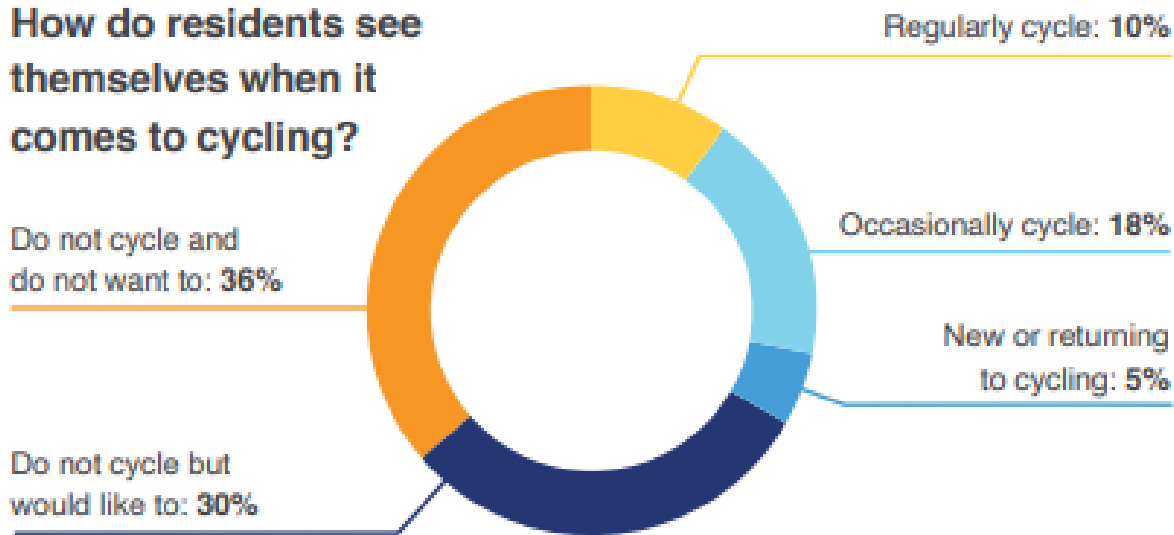


Difference of **22%** points between least likely to cycle and the average of all people




Many Index city residents want to cycle

How do residents see themselves when it comes to cycling?



What proportion of residents said they 'do not cycle but would like to'?


32% of women



46% of people from ethnic minority groups

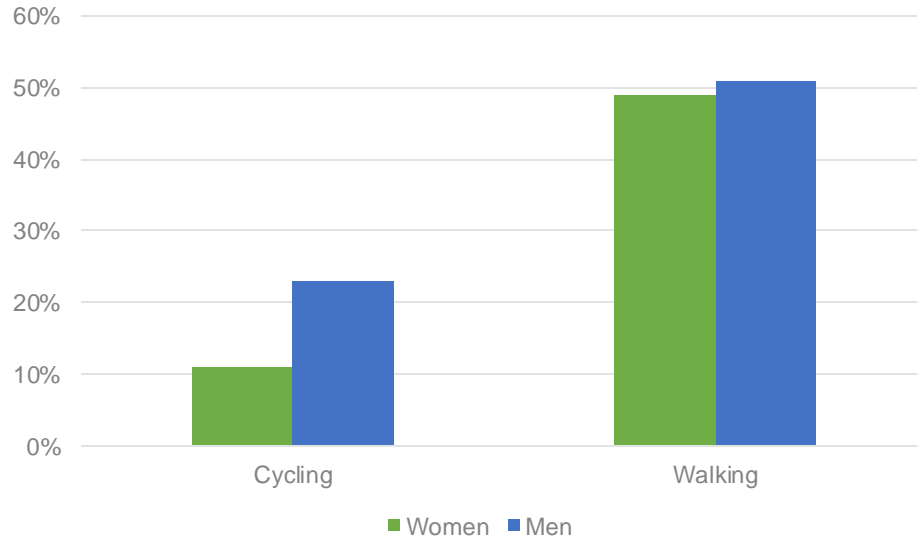


30% of disabled people



High quality physical infrastructure **is** important and we need more of it!

UK gender gap in mobility



*cycling at least once a week

*walking or wheel at least 5 days per week.



Walking for everyone?

Affordable and Equitable

Women 3 x more likely to walk and wheel compared to cycling

Structural and societal barriers reduce equity of walking

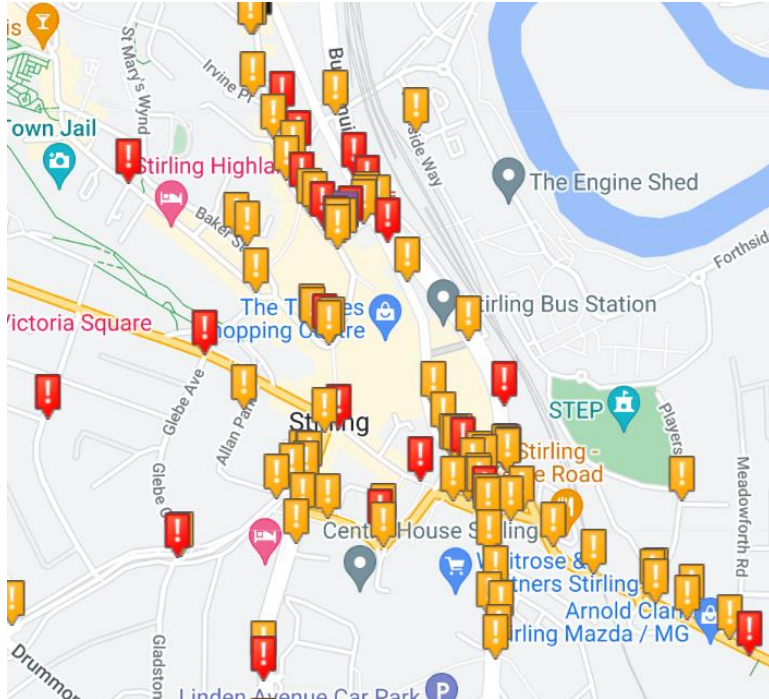


Walking for everyone?



Inequalities in safety

“Safety” in Active Travel



**Road Safety
Audits**

Crash Map Data

Journeys in the Dark



Women's safety

- **1 in 2** women feel unsafe walking alone after dark in a quiet street near their home, compared to 1 in 7 men.
- **71%** of women of all ages have experienced sexual harassment in public spaces; **86%** of women aged 18-24
- 60% of people who reported feeling unsafe during the day, and 40% who reported feeling unsafe after dark, had **altered their behaviour**, as a result, in the previous month.
- Compounded impact with racism, ableism, homophobia, and transphobia

(ONS, 2021)



Safety concerns for disabled people

- Disabled people feel less safe walking alone in **all settings** than non-disabled people (ONS, 2021).
- Inadequate pavements, pavement parking and pavement clutter pose serious safety and accessibility risks for disabled people (Disabled Citizens' Inquiry, 2023)



Racial disparities in Stop & Search

- Outside of London, **Black people are 43x more likely to be stopped and searched without justification than white people.**



Liberty, 2020/2021

Socioeconomic inequalities in road safety

- Areas of high deprivation are disproportionately harmed by:
 - **more** road collisions
 - **worse air quality**
- In Scotland, kids are **3x** to suffer injuries from a road collision in high deprivation areas than in lower-deprivation area



Design and Behaviour Change

- Wider behaviour change required from perpetrators
- As designers and members of project team, we have a direct impact on infrastructural solutions
- Amplifying the voices of historically marginalised groups is **critical**



Equity in Engagement

Research by Charles Brown, Susan Blickstein,
Siannah Yang, Aashna Jain and James Sinclair

WHERE DO WE GO FROM HERE?

Breaking Down Barriers to Bicycling in the U.S.

People in places most in need of change



More likely to lack opportunity to input into infrastructure decisions.



Thinking carefully about your stakeholders and their needs is the first step to getting the engagement right.

Engagement

- Resource engagement work
- Diversify engagement teams
- Target activities to engage underrepresented communities
- Consider how engagement can
 - Support and strengthen communities
 - Change power dynamics

NCN Accessibility Fund 23/24



Improving access to the National Cycle Network for everyone

Funds to remove or modify restrictions on the National Cycle Network (NCN).

Who can apply?

Anyone who owns, manages or has permission to implement change

What can you apply for?

Up to 100% of costs, max £50,000

Removing or **modifying** barriers and restrictions

Criteria

On the NCN

Completed by end of March (new fund in spring!)

Monitoring & impact

Community & stakeholder support

[More info: storymaps.arcgis.com/stories/021b99222dd140c88fe25aca2234cac6](https://storymaps.arcgis.com/stories/021b99222dd140c88fe25aca2234cac6)

Questions?

- Please let us know:
 - Rachel.Goater@sustrans.org.uk
 - Katherine.Henebry@sustrans.org.uk



Sustrans is the charity making it easier for people to walk and cycle.

We connect people and places, create liveable neighbourhoods, transform the school run and deliver a happier, healthier commute.

Join us on our journey.

www.sustrans.org.uk

Registered Charity No. 326550 (England and Wales) SC039263 (Scotland)
VAT Registration No. 416740656.

